


MASCO
MODEL MAP-120



MASCO MODEL MAP-120

TRADE NAME Masco, Model MAP-120
 MANUFACTURER Mark Simpson Co., Inc., 32-28 49th St., Long Island City 3, N.Y.
 TYPE SET AC Operated 2 Channel 5 Tube Amplifier with Speaker
 TUBES (FIVE) Types, 6SL7GT AF Amp., 6SL7GT AF Amp.-Phase Inverter, (2) 6V6GT Power Output, 5Y3GT Rectifier.
 POWER SUPPLY 110-120 Volts AC RATING .610 Amp. @ 117 Volts AC

MASCO
MODEL MAP-120

VOLTAGE READINGS

Item	Tube	Pin 1	Pin 2	Pin 3	Pin 4	Pin 5	Pin 6	Pin 7	Pin 8
1	6SL7GT	0V.	140V,DC	1.9V,DC	0V.	117V,DC	1.4V,DC	*22V,DC	*22V,DC
2	6SL7GT	0V.	138V,DC	1.7V,DC	0V.	132V,DC	1.75V,DC	*22V,DC	*22V,DC
3	6V6GT	0V.	*22V,DC	360V,DC	335V,DC	0V.	0V.	*22V,DC	22V,DC
4	6V6GT	0V.	*22V,DC	360V,DC	335V,DC	0V.	0V.	*22V,DC	22V,DC
5	5Y3GT	0V.	390V,DC	0V.	330V,AC	0V.	330V,AC	0V.	390V,DC

RESISTANCE READINGS

Item	Tube	Pin 1	Pin 2	Pin 3	Pin 4	Pin 5	Pin 6	Pin 7	Pin 8
1	6SL7GT	40 K Ω	300 K Ω	4.5 K Ω	48 K Ω	300 K Ω	2 K Ω	230 Ω	230 Ω
2	6SL7GT	24 K Ω	425 K Ω	4.9 K Ω	550 K Ω	425 K Ω	4.5 K Ω	230 Ω	230 Ω
3	6V6GT	INF.	230 Ω	100 K Ω	100 K Ω	570 K Ω	INF.	230 Ω	230 Ω
4	6V6GT	0 Ω	230 Ω	100 K Ω	100 K Ω	650 K Ω	INF.	230 Ω	230 Ω
5	5Y3GT	INF.	100 K Ω	INF.	82 Ω	INF.	90 Ω	INF.	100 K Ω

* 6.5V AC MEASURED BETWEEN FILAMENT PINS

RESISTANCE READINGS IN THE B+ CIRCUITS MAY VARY WIDELY ACCORDING TO THE CONDITION OF THE FILTER CAPACITORS

- DC Voltage measurements are at 20,000 ohms per volt; AC Voltages measured at 1,000 ohms.
- Socket connections are shown as bottom views.
- Measured values are from socket pin to common negative.
- Line voltage maintained at 117 volts for voltage readings.
- Nominal tolerance on component values makes possible a variation of $\pm 15\%$ in voltage and resistance readings.
- Volume control at maximum, no signal applied for voltage measurements.

HOWARD W. SAMS & CO., INC. •

Indianapolis Indiana

"The listing of any available replacement part herein does not constitute in any case a recommendation, warranty or guaranty by Howard W. Sams & Co., Inc., as to the quality and suitability of such replacement part. The numbers of these parts have been compiled from information furnished to Howard W. Sams & Co., Inc., by the manufacturers of the particular type of replacement part listed."
 "Reproduction or use, without express permission, of editorial or pictorial con-

tent, in any manner, is prohibited. No patent liability is assumed with respect to the use of the information contained herein. Copyright 1947 by Howard W. Sams & Co., Inc., Indianapolis, Indiana, U. S. A. Copyright under International Copyright Union. All rights reserved under Inter-American Copyright Union (1910) by Howard W. Sams & Co., Inc." Printed in U. S. of America

PARTS LIST AND DESCRIPTIONS TUBES (SYLVANIA or Equivalent)

MASCO
MODEL MAP-120

ITEM No.	USE	REPLACEMENT DATA			RMA BASE TYPE	INSTALLATION NOTES
		MASCO PART No.	STANDARD REPLACEMENT	MASCO PART No.		
1	1 $\frac{1}{2}$ " Amp. -Phase Inv.	6SL7GT	6SL7GT	6SL7GT	8BD	
3	Power Output	6V6GT	6V6GT	6V6GT	8BD	
4	Power Output	6V6GT	6V6GT	6V6GT	7AC	
5	Rectifier	5Y3GT	5Y3GT	5Y3GT	7AC	

CAPACITORS

Capacity values given in the rating column are in mfd. for Electrolytic and Paper Capacitors, and in mmfd. for Mica and Ceramic Capacitors.

ITEM No.	RATING	REPLACEMENT DATA				IDENTIFICATION CODES AND INSTALLATION NOTES
		MASCO PART No.	CORNELL-DUBILIER PART No.	MALLORY PART No.	SOLAR PART No.	
64	450 CAP.	BRL3345	BRL3345	2N513	N-2X8-450	FRSA450-3-8 Filter - Reg
74	450			2N513	N-2X8-450	FRSA450-8-8 " " "
8	450			BR845	N-8-450	FRS450-8 Filter
9	450			BR105	TA-510	FRS50-10 Cath. Bypass
10	50			BR105	TA-510	FRS50-10 " " "
11	.005			DT605	S-6-005	684-005 Audio Coupling
12	.005			DT605	S-6-005	684-005 " " "
13	.005			DT605	S-6-005	684-005 " " "
14	.01			DT681	S-6-01	684-01 Tone Compensation
15	.001			DT681	TP404	684-01 Audic Coupling

CONTROLS

ITEM No.	RATING	REPLACEMENT DATA			INSTALLATION NOTES
		MASCO PART No.	MALLORY PART No.	IRC PART No.	
16A	500K Ω		MR48	D13-133	Volume Control Not Req.
17A	500K Ω		MR48	D13-133	Tone Control Not Req.
17B	500K Ω		MR48	D13-133	Tone Control Not Req.

RESISTORS

ITEM No.	RATING	REPLACEMENT DATA			IDENTIFICATION CODES
		MASCO PART No.	IRC PART No.	IRC PART No.	
18	100K Ω		BTS-100K	BTS-100K	Br.-Blk.-Yl. Isolation
19	100K Ω		BTS-100K	BTS-100K	Br.-Blk.-Yl. 1st AF Cathode
20	2000 Ω		BTS-2200	BTS-2200	Red-Blk.-Yl. 1st AF Plate Load
21	100K Ω		BTS-100K	BTS-100K	Br.-Blk.-Yl. 2nd AF Plate Load
22	47K Ω		BTS-47K	BTS-47K	Yl.-Vl.-Or. Volume Control Shunt
23	47K Ω		BTS-47K	BTS-47K	Grn.-Blk.-Yl. 2nd AF Cathode
24	5000 Ω		BTS-4700	BTS-4700	Grn.-Blk.-Yl. Driver Grid
25	5000 Ω		BTS-4700	BTS-4700	Grn.-Blk.-Yl. Driver Plate Load
26	5000 Ω		BTS-4700	BTS-4700	Red-Vl.-Yl. Phase Inverter Cathode
27	270K Ω		BTS-270K	BTS-270K	Red-Vl.-Yl. Phase Inverter Plate Load
28	270K Ω		BTS-270K	BTS-270K	Grn.-Blk.-Yl. Phase Inverter Cathode
29	5000 Ω		BTS-4700	BTS-4700	Red-Grn.-Or. Phase Inverter Grid
30	25K Ω		BTS-25K	BTS-25K	Grn.-Blk.-Yl. Output Grid
31	500K Ω		BTS-500K	BTS-500K	Grn.-Blk.-Yl. Output Cathode
32	500K Ω		AB-250	AB-250	Yl.-Vl.-Or. Filter
33	250 Ω		BTS-47K	BTS-47K	Yl.-Vl.-Or. " "
34	47K Ω		BTS-47K	BTS-47K	Br.-Blk.-Or. " "
35	47K Ω		BTS-47K	BTS-47K	Br.-Blk.-Or. " "
36	10K Ω		BTS-10K	BTS-10K	Br.-Blk.-Or. " "
37	10K Ω		BTS-10K	BTS-10K	Br.-Blk.-Or. " "
38	200 Ω		AB-200	AB-200	Yl.-Vl.-Or. Feedback
39	47K Ω		BTS-47K	BTS-47K	Yl.-Vl.-Or. Feedback

PARTS LIST AND DESCRIPTIONS (Continued)

TRANSFORMER (POWER)

ITEM No.	RATING	REPLACEMENT DATA			THORNDARSON PART No.
		MASCO PART No.	MASCO PART No.	MASCO PART No.	
40	PRI 117V AC 600V CT 5.2V AC @ 1.6A SEC 1 5.2V AC @ 2.0A @ 1.6A SEC 2 0-125 SEC 3 0-125			P-6013	T22R05

TRANSFORMER (OUTPUT)

ITEM No.	RATING	REPLACEMENT DATA			INSTALLATION NOTES
		MASCO PART No.	THORNDARSON PART No.	THORNDARSON PART No.	
41	IMPEDANCE 4-12 PRI 1000 Ω 4-12 SEC 1 470 Ω .5 Ω CT		A-3824	T22856	

SPEAKER

ITEM No.	RATINGS	REPLACEMENT DATA			INSTALLATION NOTES
		MASCO PART No.	JENSEN PART No.	JENSEN PART No.	
42	VC IPE. 4-12 VC DIA. 15/16"		ST-120*		*Replace output transformer to match 8 Ω voice coil.
43	9-3/4" 15/16"		AM-10 Mod. P10-S		NOT READILY REPLACEABLE - USE COMPLETE SPEAKER UNIT


DIAL LIGHT

ITEM No.	BASE TYPE	VOLTS	AMPS.	REPLACEMENT DATA		INSTALLATION NOTES
				MASCO PART No.	MASCO PART No.	
44	Bayonet	6-8	.15A	Brown	Type 4 7	

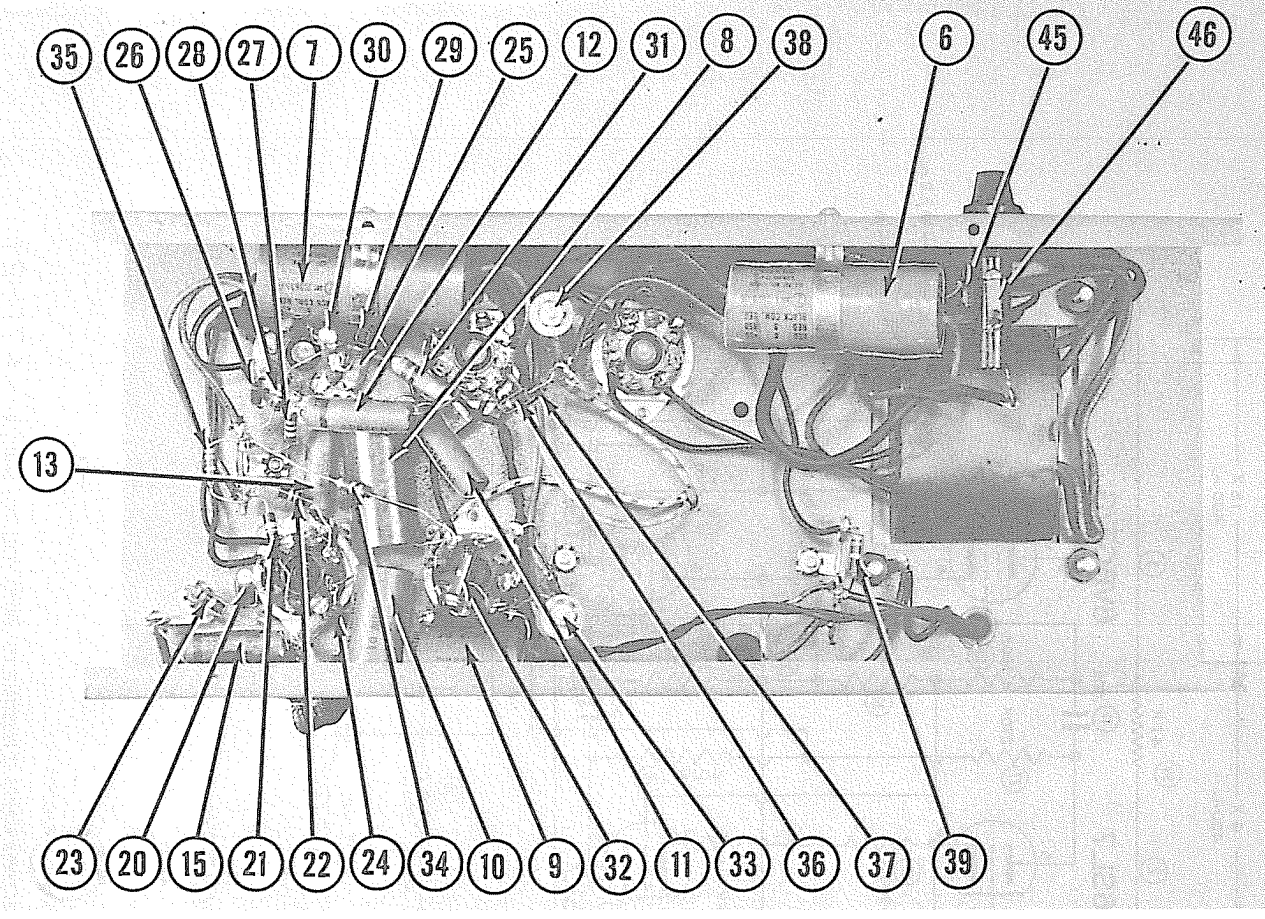
MISCELLANEOUS

ITEM No.	PART NAME	MASCO PART No.	NOTES
45	Switch		On-Off
46	Pulse		3 AMP. - SPE. 3

CHASSIS--TOP VIEW



CHASSIS--BOTTOM VIEW



MASCO
MODEL MAP-120

MASCO
MODEL MAP-120